



# MEET THE REVEL

The new Winnebago® Revel® has been revamped for even better off-road performance and longer, more comfortable off-grid stays. It's the ultimate adventure-ready van with an AWD turbo-diesel engine, innovative off-grid power solutions, new modern interior, and plenty of gear-hauling capacity for your backcountry expeditions.



## **Built for Rugged, Off-Road Exploring**

The AWD Mercedes-Benz® Sprinter chassis and 9-speed automatic transmission deliver robust power for navigating rough terrain, while the dual off-road light bars on the front fairing lead the way.

## **Unprecedented Off-Grid Power**

Off-grid adventures can last longer than ever with the Revel's enviable new Winnebago Power Max system. Fueled by a Lithionics® GTO battery, the Winnebago by EcoFlow® Power Hub Pro is an exclusive 5-in-1 system that delivers unprecedented off-grid power. Our dual alternator with high-speed charging optimizes energy, beating out the competition for driving, idle, shore and solar power. With up to 16.8 kWh available, you can stay off-grid for up to 7 days.\*\*

## **Extend Your Travel Season**

Our 3M™ Thinsulate™ insulation, gap-free coverage and high-tech honeycomb composite flooring ensure optimal temperature regulation, while the new hydronic heating system provides multi-zone comfort.\*

## **Flexible Living**

Whether navigating challenging terrain or relaxing at a backcountry campsite, the Revel offers a flexible and comfortable living space that effortlessly transforms to meet your needs. Modern decor includes an updated galley with compression-latched cabinets, a revamped lounge area with reclining and split-function seating for added comfort, and new wall-mounted table.

## **A Smarter Sleep Space**

Rest easy with the innovative WinnSleep® mattress technology. Below the power lift bed, you'll discover a revamped gear garage complete with (6) L-track bases for secure, flexible storage.



## Weights & Measurements

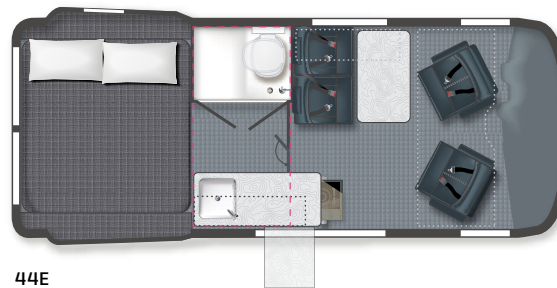
**44E**

|                                     |            |
|-------------------------------------|------------|
| Length                              | 19'7"      |
| Exterior Height                     | 10'        |
| Exterior Width                      | 7'5"       |
| Awning Length                       | 9'5"       |
| Interior Height                     | 6'3"       |
| Interior Width                      | 5'10"      |
| Freshwater Tank Capacity (gal.)     | 35         |
| Water Heater Capacity (gal.)        | Continuous |
| Cassette Toilet (gal.)              | 5          |
| Holding Tank Capacity - Gray (gal.) | 21         |
| Fuel Capacity (gal.)                | 24.5       |
| GCWR (lbs.)                         | 13,930     |
| GVWR (lbs.)                         | 9,050      |
| GAWR - Front (lbs.)                 | 4,409      |
| GAWR - Rear (lbs.)                  | 5,359      |
| Wheelbase                           | 144"       |
| Sleeps                              | 2          |

Winnebago's® continuing program of product improvement makes specifications, equipment, model availability, and prices subject to change without notice. Published content reflects the most current product information at the time of printing. Please consult your dealer for individual vehicle features and specifications.

\*Winnebago recommends following the winter use guidelines and winterization procedures outlined in your owner's manual whenever camping in freezing conditions.

\*\*Up to seven days of boondocking capability based on a full charge. Actual boondocking capability varies with conditions such as external environment, vehicle use, vehicle maintenance, and battery age and health.



**44E**

Note: Dotted lines denote overhead storage areas. Blue dashed lines denote sleeping areas. Magenta dashed lines denotes cross coach private bath area. Floorplans are representations only and are subject to change. Please contact a certified Winnebago dealer for more information.



## Exterior



**PEBBLE GREY**



**PEBBLE GREY WITH GRAPHICS + RAPTOR®**

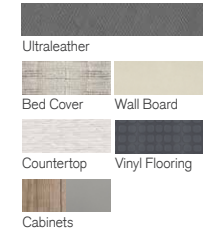


**PEBBLE GREY WITH RAPTOR®**


Other exterior colors available are: Blue Grey and Selenite. See website for more details.

## Décor


### OVERLANDER



### SOLSTICE



### STEALTH GRAY



**SCAN THIS QR CODE**  
TO LEARN MORE ABOUT THIS MODEL